








KS2 National Curriculum Aims

Pupils should continue to apply and develop a broader range of skills, learning how to use them in different ways and to link them to make actions and sequences of movement. They should enjoy communicating, collaborating and competing with each other. They should develop an understanding of how to improve in different physical activities and sports and learn how to evaluate and recognise their own success.

Pupils should be taught to:

- take part in outdoor and adventurous activity challenges both individually and within a team;
- compare their performances with previous ones and demonstrate improvement to achieve their personal best.

	Year 3 	Year 4 	Year 5 	Year 6 
	Health and Fitness			
	<p>Recognise and describe the effects of exercise on the body.</p> <p>Know the importance of strength and flexibility for physical activity.</p> <p>Explain why it is important to warm up and cool down.</p>	<p>Describe how the body reacts at different times and how this affects performance.</p> <p>Explain why exercise is good for your health.</p> <p>Know some reasons for warming up and cooling down.</p>	<p>Know and understand the reasons for warming up and cooling down.</p> <p>Explain some safety principles when preparing for and during exercise.</p>	<p>Understand the importance of warming up and cooling down.</p> <p>Carry out warm-ups and cool-downs safely and effectively.</p> <p>Understand why exercise is good for health, fitness and wellbeing.</p> <p>Know ways they can become healthier.</p>
	Trails			
	<p>Orientate themselves with increasing confidence and accuracy around a short trail.</p>	<p>Orientate themselves with accuracy around a short trail.</p> <p>Create a short trail for others with a physical challenge.</p> <p>Start to recognise features of an orienteering course.</p>	<p>Start to orientate themselves with increasing confidence and accuracy around an orienteering course.</p> <p>Design an orienteering course that can be followed and offers some challenge to others.</p> <p>Begin to use navigation equipment to orientate around a trail.</p>	<p>Orientate themselves with confidence and accuracy around an orienteering course when under pressure.</p> <p>Design an orienteering course that is clear to follow and offers challenge to others.</p> <p>Use navigation equipment (maps, compasses) to improve the trail.</p>
	Problem-Solving			
	<p>Identify and use effective communication to begin to work as a team.</p> <p>Identify symbols used on a key.</p>	<p>Communicate clearly with other people in a team, and with other teams.</p> <p>Have experience of a range of roles within a team and begin to identify the key skills required to succeed at each.</p> <p>Associate the meaning of a key in the context of the environment.</p>	<p>Use clear communication to effectively complete a particular role in a team.</p> <p>Complete orienteering activities both as part of a team and independently.</p> <p>Identify a key on a map and begin to use the information in activities.</p>	<p>Use clear communication to effectively complete a particular role in a team.</p> <p>Compete in orienteering activities both as part of a team and independently.</p> <p>Use a range of map styles and make an informed decision on the most effective.</p>



Preparation and Organisation

Begin to choose equipment that is appropriate for an activity.

Try a range of equipment for creating and completing an activity.
Make an informed decision on the best equipment to use for an activity.
Plan and organise a trail that others can follow.

Choose the best equipment for an outdoor activity.
Create an outdoor activity that challenges others.
Create a simple plan of an activity for others to follow.
Identify the quickest route to accurately navigate an orienteering course.

Choose the best equipment for an outdoor activity. Prepare an orienteering course for others to follow.
Identify the quickest route to accurately navigate an orienteering course.
Manage an orienteering event for others to compete in.

Year 3

Year 4

Year 5

Year 6



Communication

Communicate with others.

Communicate clearly with others.
Work as part of a team.
Begin to use a map to complete an orienteering course.

Communicate clearly and effectively with others.
Work effectively as part of a team.
Successfully use a map to complete an orienteering course.
Begin to use a compass for navigation.

Communicate clearly and effectively with others when under pressure.
Work effectively as part of a team, demonstrating leadership skills when necessary.
Successfully use a map to complete an orienteering course.
Use a compass for navigation.
Organise an event for others.



Compete and Perform

Begin to complete activities in a set period of time.
Begin to offer an evaluation of personal performances and activities.

Complete an orienteering course more than once and begin to identify ways of improving completion time.
Offer an evaluation of both personal performances and activities.
Start to improve trails to increase the challenge of the course.

Complete an orienteering course on multiple occasions, in a quicker time due to improved technique.
Offer a detailed and effective evaluation of both personal performances and activities.
Improve a trail to increase the challenge of the course.

Complete an orienteering course on multiple occasions, in a quicker time due to improved technique.
Offer a detailed and effective evaluation of both personal performances and activities with an aim of increasing challenge and improving performance.
Listen to feedback and improve an orienteering course from it.



Evaluate

Watch, describe and evaluate the effectiveness of a performance.
Describe how their performance has improved over time.

Watch, describe and evaluate the effectiveness of performances, giving ideas for improvements.
Modify their use of skills or techniques to achieve a better result.

Choose and use criteria to evaluate own and others' performances.
Explain why they have used particular skills or techniques, and the effect they have had on their performance.

Thoroughly evaluate their own and others' work, suggesting thoughtful and appropriate improvements.